



**We're
looking
out for
you.**

Your Fire Safety &
Escape Program
from VOXCOM

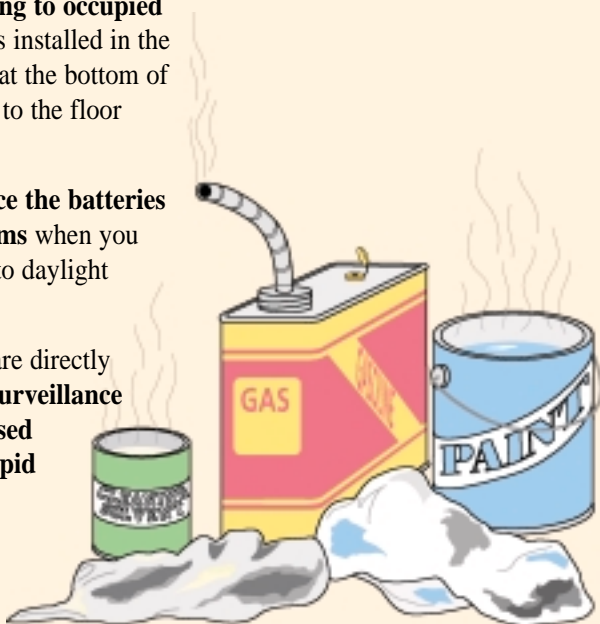
It's a fact:

Seven out of ten fires occur in the home!

Follow these important steps to keep your home fire-safe:

- Get alarmed! **Install smoke alarms on each floor of your house** (including the basement), especially outside bedrooms. Remember the smell of smoke will not wake you, and the poisonous gases cause deeper sleep.
- Smoke alarms should be mounted on the ceiling a minimum of 15 centimetres (six inches) from walls. **Place smoke alarms at the head of each stairway leading to occupied areas.** Smoke alarms installed in the basement should be at the bottom of the stairway leading to the floor above.
- Remember to **replace the batteries in your smoke alarms** when you change your clocks to daylight savings time.
- Smoke alarms that are directly linked to a **remote surveillance station offer increased protection and a rapid response time.**

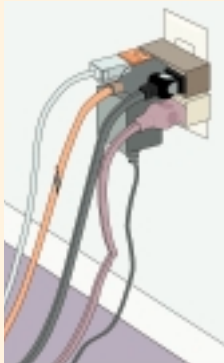
- Know when to leave and act quickly with fire! **Develop an evacuation plan for your family, including a pre-determined meeting place, and practice.** “When in doubt... get out!”— call the fire department from a neighbour’s house.
- Install an all-purpose **ABC fire extinguisher** near an exit and follow the instructions if you have to use it. **If the fire is not quickly brought under control, leave the area and call the fire department.**



It's a fact:



- **Use appropriate cookware.** Keep lids nearby. Fires caused by cooking oils and fatty substances spread quickly and are very destructive. When faced with this type of fire, “cover it up!” and never use water to try to put it out.
- Keep matches and lighters out of the reach of children.
- Remember the dangers of fire increase when using smoking materials, medication, being overly tired or consuming alcohol.
- Don't overload electrical circuits — a major cause of fires.



Fire Detection and Smoke Warning Systems can save your life.

It is essential that appropriate warning systems are installed to alert you and your family in the event of fire occurring in the middle of the night.

Home fire suppression sprinkler systems are now available for installation in the home. These should always be used in conjunction with early warning detection systems. Ask your fire department for more details.

*When dealing with a fire –
REMEMBER the first rule
of survival –*

Get out immediately or “If in Doubt Get Out”:

Fire authorities say you may have as little as 1 to 2 minutes to escape. When you hear the smoke alarm, go to the door of your bedroom, and **feel the door with the back of your hand**. If it is hot don't open it — and use your secondary means of exit.

If you encounter smoke on your way out – turn back and use your secondary means of exit. If you have no other choice, remember to crawl low under the smoke.

How to develop a fire escape plan

PLAN AHEAD!!! This can save your family's lives. Plan primary and alternate routes of escape for each member of your family.

Practice, practice, practice!

Define a meeting place — be explicit — a spot that is easy to reach such as a lamp post, a neighbour's driveway or street sign. Quiz your children on all these points

regularly to be sure they understand the procedures. Creating a home fire escape plan is one of the most important actions you can take to protect your own life and the lives of others. Fire Prevention Canada urges you to develop and practice a fire escape plan for your home. The right time to plan how to escape a fire is now — before it's too late.

Follow these steps to ensure your family's safety:

1. Draw a floor plan of your home showing all possible exits from each room.



Setting a prearranged meeting place in case of a fire allows you to account for all family members' whereabouts without confusion.

2. Where possible, plan a main exit route and alternate exit route from each room.
3. Practice your escape plan at least once a month by rehearsing the

steps with your family — in the night time as well as day. This will greatly increase your chances of a safe escape. Make sure that all family members participate — plus the babysitter.

4. Decide on and stress the importance of a meeting place outside your home. In case of fire, go to the meeting place. All too often a family member risks his life to rescue a child who already has been removed from the home and is safe at a neighbour's house. Phone the fire department from outside the home.



5. Install smoke detectors on each floor of your home and test them monthly.

How to develop a fire escape plan

6. Make certain that everyone understands that if they hear the smoke alarm, or hear someone shouting “**FIRE**” they should immediately evacuate the home.
7. Meet the firefighters when they arrive and explain the situation.
8. Make certain that everyone in your home knows **DO NOT GO BACK INTO A BURNING HOME FOR ANY REASON.**
9. **DO NOT TRY TO FIGHT THE FIRE** — Fire fighters are properly equipped and trained to perform rescue operations.

SPECIAL NOTE

Recharge your extinguishers after use. A partially filled extinguisher is useless. **Approved fire extinguishers should be used for the following reasons:**

- to extinguish a small fire that has just started from a grease fire or dropped match. If the fire is beyond your control — **ABANDON YOUR EFFORTS AND GET OUT.**
- to help clear escape routes if the fire is blocking your path. In all other cases — **GET OUT** — and let your fire department do their job.

Smoke is black. Smoke is so thick and dark that flames can hardly be seen. It is important that you know how to escape your home in the dark.

Gather the children . . . and any disabled persons in your home and **GET OUT.** Do not waste time calling the fire department — this can be done when you are safe.

Prearrange a meeting place. This should be a place away from the structure of your home where all family members can go immediately after escaping.

This is a simple and effective way to account for everyone. Then call the fire department and return to the meeting place. If possible delegate this person in advance.

Never, never go back into a burning home for any reason. For more information contact your local Fire Department and refer to your *Learn Not to Burn*[®] curriculum available in schools throughout Canada.

URGENT!

FILL OUT AND POST THIS FORM IN A PROMINENT PLACE **NOW!**

IN CASE OF FIRE...

Meeting Place: _____

Shortest emergency escape routes

1. Through house

2. Through window when exit is blocked

_____’s bedroom 1. _____

2. _____

_____’s bedroom 1. _____

2. _____

_____’s bedroom 1. _____

2. _____

_____ room 1. _____

2. _____

_____ room 1. _____

2. _____

_____ room 1. _____

2. _____



Kitchen

INSTRUCTIONS: Hopefully, you will never need to use this plan, but in the event of a fire, you will realize just how valuable pre-planned escape and fire drills are in saving the lives of the ones you love. This is particularly important in regard to upstairs bedrooms or any room without a direct ground-floor window. Keep this displayed in a prominent place so that your entire family can review and memorize it.

IMPORTANT

FILL OUT AND POST THIS FORM IN A PROMINENT PLACE
NOW!

INSTRUCTIONS: In the grids below, draw a rough floor plan of your home, upstairs and downstairs. Indicate the primary escape route with an arrow. Then mark the secondary exit with a numeral “2,” indicating a means of escape when the primary route is unsafe.

A large grid consisting of 20 columns and 20 rows of small squares, intended for drawing a rough floor plan of a home.A second large grid, identical to the first, consisting of 20 columns and 20 rows of small squares, intended for drawing a rough floor plan of a home.

THIS BOOKLET CONTAINS RECOMMENDATIONS BY



Canadian Association of Fire Chiefs



FIRE PREVENTION CANADA

AND IS SPONSORED BY



AS A PUBLIC SERVICE

